

Mid-Florida Prosthetics & Orthotics

Custom and Prefab catalog



-
- **Mission:** To promote the successful rehabilitation of our patients by providing the best possible prosthetic and orthotic care.

This catalog is not all inclusive of our broad clinical services. Please contact any of the offices listed below for further inquiries on a specific brace or diagnosis that requires orthotic or prosthetic intervention.

LEESBURG 352-435-4500

OCALA 352-351-3207

GAINESVILLE 352-331-3399

LAKE CITY 386-755-5774


Table of Contents

• Diabetic foot care	4-5
Shoes	
Shoe modifications	
• Post– op and healing shoes	5
• Lower extremity braces	6-10
Ankle supports	
Custom AFO	
Contracture splints	
Knee orthoses	
Knee ankle foot orthosis (KAFO)	
Hip knee ankle foot orthosis (HKAFO)	
• Upper extremity braces	10-11
• Fracture bracing	12-13
• Spinal	14-15
Cervical	
Lumbar (LSO)	
Thoracic/and lumbar (TLSO)	
Scoliosis	
• Prosthetics	16-19
Post-op protection	
Shrinkers	
Upper extremity	
Lower extremity	

Diabetic and Orthopedic Foot Care



Extra depth shoes - Designed to relieve areas of pressure on an insensate foot.



Accommodates a custom or a prefabricated insert up to a 1/2 inch durometer



Shoe lift - Used when a leg length discrepancy is greater than 3/8", or when a patient is unable to accommodate the lift inside the shoe



Rocker sole - to improve heel to toe roll over or to decrease fore foot stress



Heel flare/buttruss - can be lateral or medial, used to stabilize the foot during gait due to biomechanics influenced by floor reaction forces



Custom molded shoes - used for patients that have anatomical abnormalities or ulcerations that require a specific fit.

Custom molded orthotics - used for pressure relief, wound management, and support. Made from materials specific to the intended design of the foot orthosis.

Post-op and healing shoes



Forefoot unloading shoe - decreases forefoot pressure to improve wound healing



Heel unloading shoe - decreases heel pressure to improve wound healing



Post operative healing/unloading boot - allows for pressure relief of a specific areas following surgery or wound care

Lower extremity

Ankle Supports



Ankle Gauntlet - used for ankle stabilization after sprains, strains or tendonitis



Air Stirrup brace - compresses and supports the ankle after an acute injury

Custom Ankle Foot Orthosis



Solid Ankle Foot Orthosis - an AFO that locks the ankle. It is used on many diagnoses and can also influence knee stability when needed.



Articulated Ankle Foot Orthosis - an AFO that allows ankle movement in the sagittal plane, but secures the ankle in the coronal plane of movement. There are many options of joints that can be used depending on the remaining muscle innervations and diagnosis.



Conventional Ankle Foot Orthosis - An AFO used when swelling and skin issues are anticipated. This brace is usually attached to an extra depth orthopedic shoe



Short Articulated AFO - Commonly used for subtalar arthritis and posterior tibialis dysfunction. Incorporates a custom foot orthosis to give hindfoot and forefoot control.



Floor Reaction Ankle Foot Orthosis
Commonly used on neurological conditions, such as cerebral palsy, spinal bifida and spinal cord injury. Can be a one piece or two piece design.

Lower extremity cont...



Patellar Tendon bearing AFO - used for unloading the plantar aspect of the foot for wound, arthritis and fracture management.



Crow Walker - commonly used for Charcot foot and wound healing. Incorporates a custom multiple durometer insert and lining.

Contracture splint



Plantarflexion night splint- A brace worn at night, usually when gastrocnemius and soleus tightness is present. The brace is adjustable to provide gradual dorsiflexion range of motion. Can be used in conjunction with custom foot orthotics for the treatment of plantar fasciitis.

Knee Orthoses



Knee immobilizer - Used post operatively to lock or set the knee in a specific position. The brace can be custom fit with a joint or without a joint, depending on the patients course of rehabilitation.



Knee unloader brace - Used for medial or lateral knee compartment degeneration. Provides a 3-point force system, applying corrective and counterforces to decrease impingement.



Patellofemoral brace - Used to stabilize the patella during dynamic activities. Provides medial and lateral support of the knee, while limiting maltracking of the patella




ACL / PCL/ or combined instabilities

A brace used for anterior or posterior cruciate ligament instability. The design of the brace and straps limit anterior or posterior translation of the tibia on the femur.

Lower extremity cont...

Knee Ankle Foot Orthosis



Plastic KAFO - Used for combined weakness of hip and knee extensors or proprioception deficiencies. The plastic design improves corrective forces due to total contact.



Metal KAFO - Used for combined weakness of hip and knee extensors or proprioception deficiencies. Metal is used when swelling and skin contact are concerns

Upper extremity



Cock-up splint - Immobilizes the wrist in a neutral position to relieve medial nerve impingement, repetitive stress injuries, and soft tissue injuries.



Wrist with abducted thumb brace - Used for sprains, strains, scaphoid injuries and immobilization of the 1st MP and CMC jt.



Wrist hand finger orthosis - Supports the hand and wrist in a functional position following spinal cord injury or stroke.



Elbow Orthosis - esigned to handle post operative immobilization, elbow sprains and ligament trauma. Provides a locking hinge.



Shoulder immobilizer - Post operative support. Can be adjusted per specified shoulder flexion, abduction and internal/external rotation.

Fracture Bracing

Lower Extremity



Pneumatic walker - Stabilization of ankle and foot fractures with an inflatable air bladder to maximize support. Incorporates a rocker bottom sole to improve heel to toe roll over.



Tibial fracture brace - Provides fracture stabilization and promotes healing by creating a pseudohydraulic environment. Commonly used for mid tibia fractures with less than 5 degrees of angulation and 1 cm or less of separation



KAFO fracture brace - Can be used for proximal tibia and distal femoral fractures. Utilizes adjustable straps to accommodate swelling .



HKAFO-fracture brace - Uses a hip component to limit rotation of the femur to promote the healing of a proximal femur fracture.

Fracture Bracing

Upper Extremity



Wrist hand Thumb fracture brace - made from low density polyethylene, adjustable to accommodate swelling. Used for post operative treatment and fracture management.



Ulnar fracture brace - Lightweight and foam lined with adjustable straps to accommodate swelling. Provides circumferential compression to stabilize the fracture site, while still allowing wrist and elbow movement.



Humeral fracture brace - Manages mid-shaft and distal third humeral fractures by providing circumferential compression.

Spinal



Cervical collar - Restricts cervical Flexion and extension. Different types of cervical orthoses can be used depending on the level of instability or diagnosis.



Sacroiliac brace - Decreases SI instability.



Lumbar sacral orthosis - Custom fit device used to unload vertebral bodies due to DJD, acute injuries, and osteoarthritis. The style o brace used depends on the patients overall anatomical shape and specific diagnosis.



Thoracic lumbar sacral orthosis - Custom fit brace that has higher trimlines to better control thoracic injuries. Can incorporate a thoracic extension piece to resist increased kyphosis.

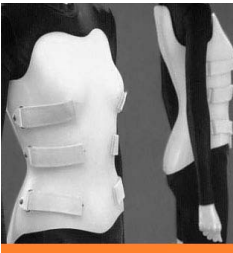


Hyperextension orthosis- provides a 3-point corrective system to stabilize the thoracolumbar junction. Mostly used for reducing anterior column stress fracture at T-12 and L1 vertebral bodies.

Custom spinal



Custom made LSO– Rigid or semi-rigid body jacket designed to restrict lumbar flexion and extension. Commonly used to treat pars fractures, spondylosis , spondylolythesis and other musculoskeletal disorders.



Custom made TLSO- Rigid or semi-rigid body jacket used to treat fractures of the thoracic and lumbar region. Indicated for use with multiple vertebral body fractures and post operative stabilization from T7-L4



Custom LSO with hip spica– Rigid or semi rigid LSO or TLSO with an attached thigh component used to immobilize the lumbosacral junction.



Scoliosis brace– custom brace made from thermoplastic used to treat thoracic and lumbar curves below T7. Treatment with this device depends on the magnitude of the curve and the persons Reiser scale.

Prosthetics

The field of prosthetics incorporates all upper extremity and lower extremity amputations. Prosthetics is a very broad area and it would be impossible to list all aspects of care. Technology is frequently changing, merging microprocessors with evolving hi tech materials and electronics. This catalog just touches on some of the more common aspects of care, however our practioners have the ability and experience to treat all upper and lower amputations. Our licensed and board certified practioners continue to advance their knowledge of components through continued education; thus keeping up with the constant advancements in technology.



Post operative Residual Limb Protectors -

Custom device made for the protection of a residual limb. Made from semi-rigid polypropylene. This device allows for the benefits of a rigid dressing, but is removable. It can also be used for the prevention of knee flexion contractures.



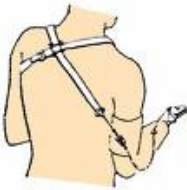
Shrinkers - Elastic material used once the sutures are removed. Can be used for upper and lower residual limb care. Provides a gradient compression to control edema and assist with shaping of the residual limb.

Upper extremity



Myoelectric Technology - Can be used for above and below elbow amputees. Myoelectric prostheses utilize an external power source and rely on the contractions of the remaining innervated muscles to trigger a motor that can move a wrist, hand or elbow. This technology can also incorporate a body driven harness to assist other missing anatomical functions.

Body driven prosthesis - Utilizes shoulder and elbow movements to control the hand or elbow .



Lower extremity



Below knee. Prosthesis - can be exoskeletal or endoskeletal in design.. The suspension can include: a pin/lock, suction , suspension sleeve , or anatomical suspension. The prosthesis can be cosmetically finished or it can be customized. A variety of components and feet can be used depending on the patients goals and level of activity.



Prosthetics cont...



Above knee prosthesis - Custom designed to meet the pt's needs and activity level. This level of prosthesis can also be cosmetically finished or customized. There are many different types of knees and feet that can be utilized, depending on the pt's level of function.



Microprocessor knees - knee units that utilize sensors to monitor the pt's gait cycle, in order to provide the appropriate amount of knee resistance throughout the patients gait cycle.



Gel liners - Are used to assist suspension of the prosthesis or to protect the residual limb inside the socket. Gel liners can incorporate a pin or seal to aid with suspension.



Prosthetics cont...



Prosthetic feet - There are a variety of feet that can be used depending on the patient's activity level. As the patient's activity level and goals increase an energy storing foot can be used. Energy storing feet are usually made from light weight carbon ; which can store and return energy during a patient's gait cycle. Energy storing feet also can provide shock absorption and rotation if required.



Socks - Are made from a variety of different materials, such as: cotton, lycra, wool, nylon, or any combination fo materials. The socks are used to accommodate limb volume changes and to assist with total limb contact inside the prosthetic socket.



Mid-Florida Prosthetics & Orthotics



6608 NW 9th Blvd
Gainesville, FL 32605
Tel: 352-331-3399
Fax: 352-331-9927

757 West Duval St
Lake City, FL 32055
Tel: 386-755-5774
Fax: 386-755-5785

601 E. Dixie Hwy. Suite 806
Leesburg, FL 34748
Tel: 352-435-4500
Fax 352- 435-4516

Tealbrooke Professional Centre
2300 SE 17th Street
Ocala, FL 34471
Tel: 352-351-3207
Fax: 352-351-3267